



CABARITA
SUBURB STATISTICS



SELL + BUY + RENT

Distance from GPO

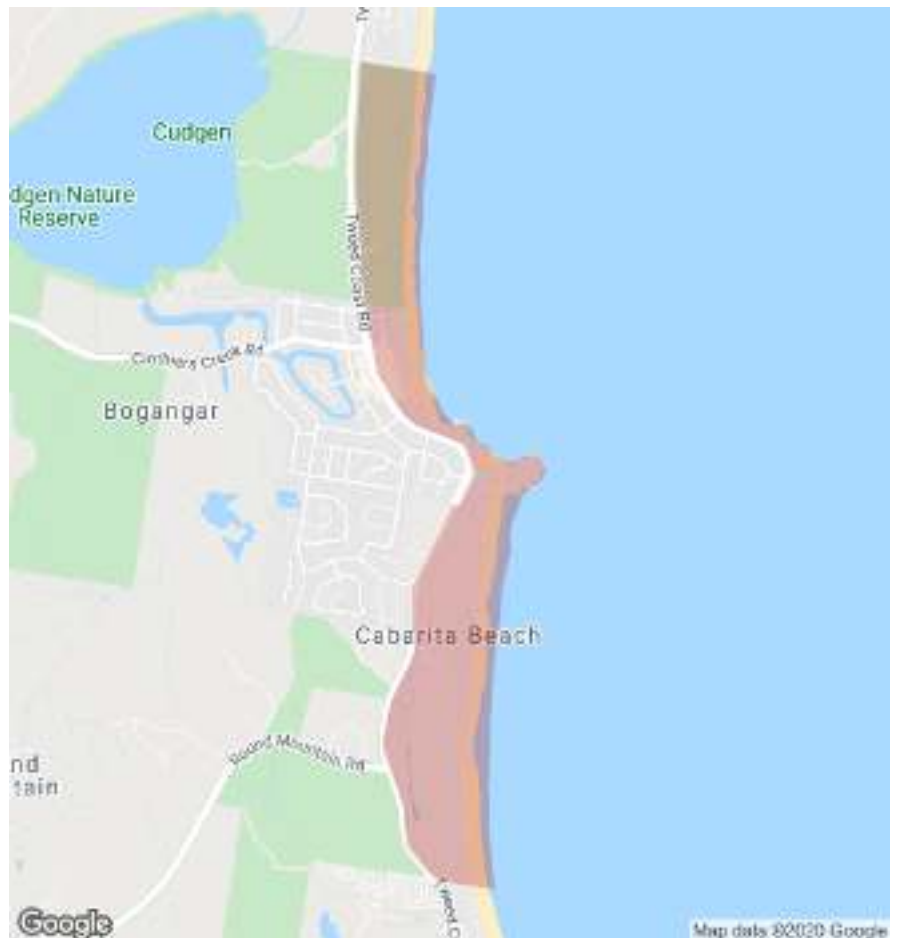
104
Population

96.6%
5 year population change

Average length of ownership



Owner Occupiers Renters



The size of Cabarita Beach is approximately 1.5 square kilometres. It has 3 parks covering nearly 29% of total area. The population of Cabarita Beach in 2011 was 3,099 people. By 2016 the population was 104 showing a population decline of 96.6% in the area during that time. The predominant age group in Cabarita Beach is 10-19 years. Households in Cabarita Beach are primarily single parents and are likely to be repaying \$1800 - \$2399 per month on mortgage repayments. In general, people in Cabarita Beach work in a trades occupation. In 2011, 58.6% of the homes in Cabarita Beach were owner-occupied compared with 25% in 2016.

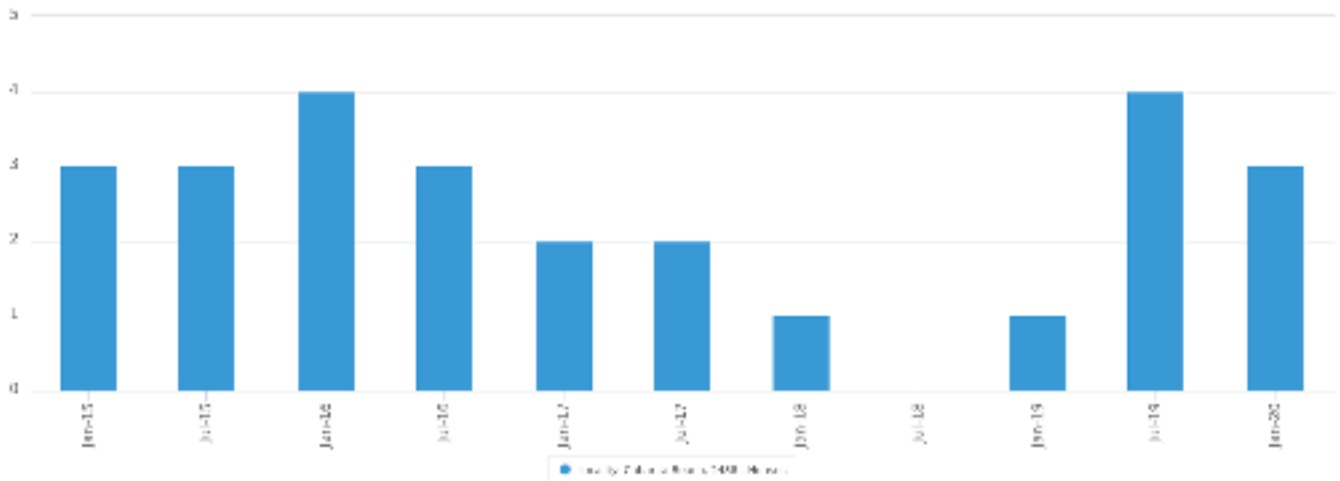
	Total dwellings	Total new listings*	Median Value	Total number currently listed
	37	1	-	2
	68	4	\$557,780	1

*Total number of unique properties listed for sale over the past 12 months.



Houses: For Sale

Number Sold vs. Median Value (monthly)



Houses: Market Activity Snapshot

On The Market

 1



105 Tweed Coast Road
Cabarita Beach NSW 2488

Listed on 23 Mar 2020
\$415,000

 2
BEDROOMS



There are no recently sold 2 bedroom Houses in this suburb

Recently Sold

 0

 0

 3
BEDROOMS

There are no 3 bedroom Houses on the market in this suburb

There are no recently sold 3 bedroom Houses in this suburb

 0

 0

 4
BEDROOMS

There are no 4 bedroom Houses on the market in this suburb

There are no recently sold 4 bedroom Houses in this suburb

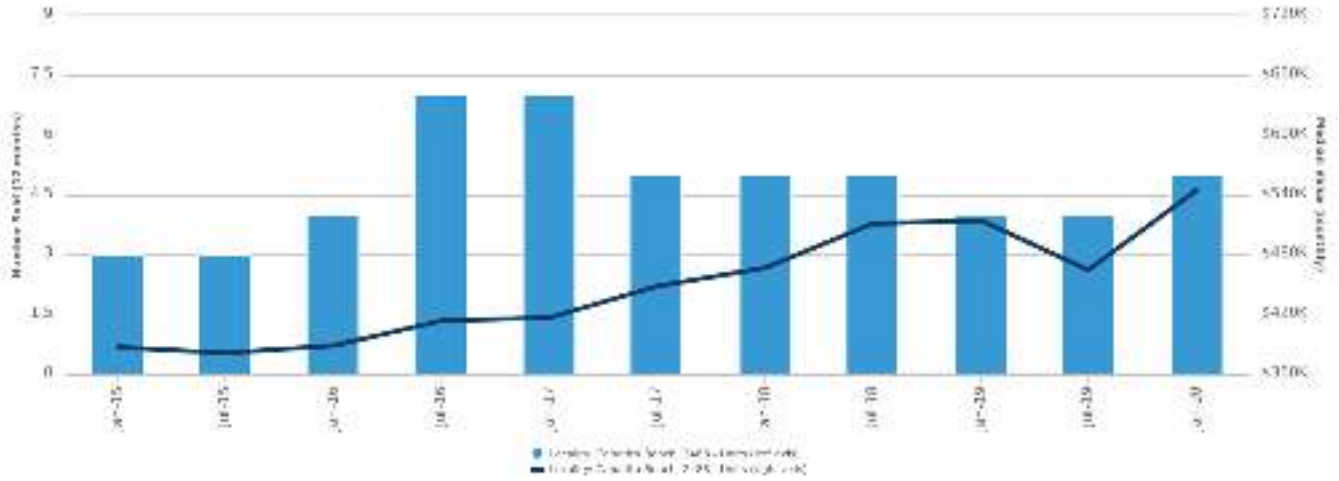
 0



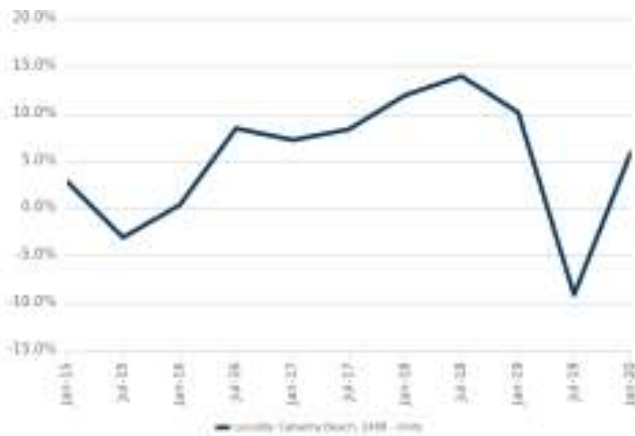
= number of houses currently On the Market or Sold within the last 6 months

Units: For Sale

Number Sold vs. Median Value (monthly)



Change in Median Value



\$\$\$

Upper Quartile Price*

\$1,646,250

The 75th percentile sale price of sales over the past 12 months within the suburb.

\$\$

Median Price*

\$765,000

The middle sale price of all transactions recorded over the past 12 months within the suburb. Note that sale prices lower than \$10,000 and higher than \$80,000,000 are excluded from the analysis.

\$

Lower Quartile Price*

\$625,000

The 25th percentile sale price of sales over the past 12 months within the suburb.

*Statistics are calculated over a rolling 12 month period

Units: Market Activity Snapshot

On The Market

0

1
BEDROOMS

There are no 1 bedroom Units on the market in this suburb

Recently Sold

1



2/13 Cypress Crescent
Cabarita Beach NSW 2488

Sold on 03 Feb 2020
\$880,000

1
 1
 767m²

0

2
BEDROOMS

There are no 2 bedroom Units on the market in this suburb

0

There are no recently sold 2 bedroom Units in this suburb

1

3
BEDROOMS



202/2-6 Pandanus Parade
Cabarita Beach

Listed on 03 Apr 2020
\$1,550,000

2
 2

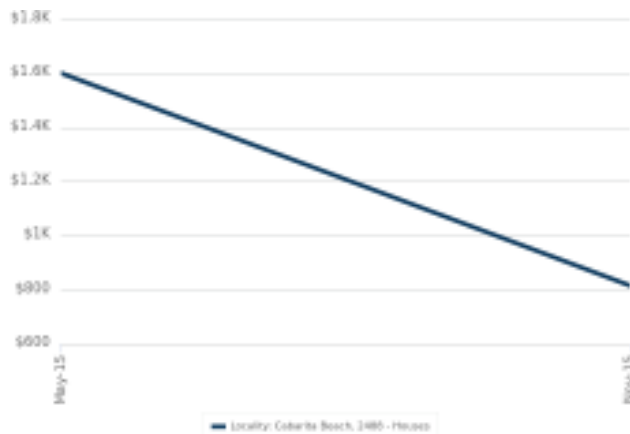
There are no recently sold 3 bedroom Units in this suburb



= number of units currently On the Market or Sold within the last 6 months

Houses: For Rent

Median Asking Rent (12 months)



Houses: Rental Activity Snapshot

For Rent

 0

 2
BEDROOMS

There are no 2 bedroom Houses for rent in this suburb

 0

 3
BEDROOMS

There are no 3 bedroom Houses for rent in this suburb

 0

 4
BEDROOMS

There are no 4 bedroom Houses for rent in this suburb



= number of houses observed as On the Market for Rent within the last month

Units: For Rent

Median Asking Rent (12 months)



Units: Rental Activity Snapshot

For Rent

0 1
BEDROOMS

There are no 1 bedroom Units for rent in this suburb

0 2
BEDROOMS

There are no 2 bedroom Units for rent in this suburb

0 3
BEDROOMS

There are no 3 bedroom Units for rent in this suburb

= number of units observed as On the Market for Rent within the last month

DISCLAIMER

Copyright

This publication reproduces materials and content owned or licenced by CoreLogic and may include data, statistics, estimates, indices, photographs, maps, tools, calculators (including their outputs), commentary, reports and other information (CoreLogic Data).

CoreLogic Standard Disclaimer

The CoreLogic Data provided in this publication is of a general nature and should not be construed as specific advice or relied upon in lieu of appropriate professional advice.

While CoreLogic uses commercially reasonable efforts to ensure the CoreLogic Data is current, CoreLogic does not warrant the accuracy, currency or completeness of the CoreLogic Data and to the full extent permitted by law excludes all loss or damage howsoever arising (including through negligence) in connection with the CoreLogic Data.

This publication contains data and statistics provided by the Australian Bureau of Statistics, available at <http://www.abs.gov.au/> and reproduced under Creative Commons Attribution 2.5 <http://creativecommons.org/licenses/by/2.5/au/legalcode>.

Mapping Data

A map showing an area or boundaries of a property is indicative only and may not be complete or accurate.

State and Territory Data

Contains property sales information provided under licence from the Land and Property Information ("LPI"). RP Data Pty Ltd trading as CoreLogic is authorised as a Property Sales Information provider by the LPI.

If you have any questions or concerns about the information in this report, please contact our customer care team.

Within Australia: **1300 789 449**
Outside Australia: **(+61) 7 3114 9999**
Email us: customercare@corelogic.com.au