



**BOGANGAR**  
SUBURB STATISTICS



**SELL + BUY + RENT**

[WWW.RAYREALESTATE.COM.AU](http://WWW.RAYREALESTATE.COM.AU)

PHONE: 02 6674 3444

[INFO@RAYREALESTATE.COM.AU](mailto:INFO@RAYREALESTATE.COM.AU)



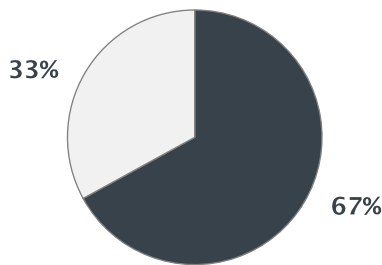
**655km**  
Distance from GPO



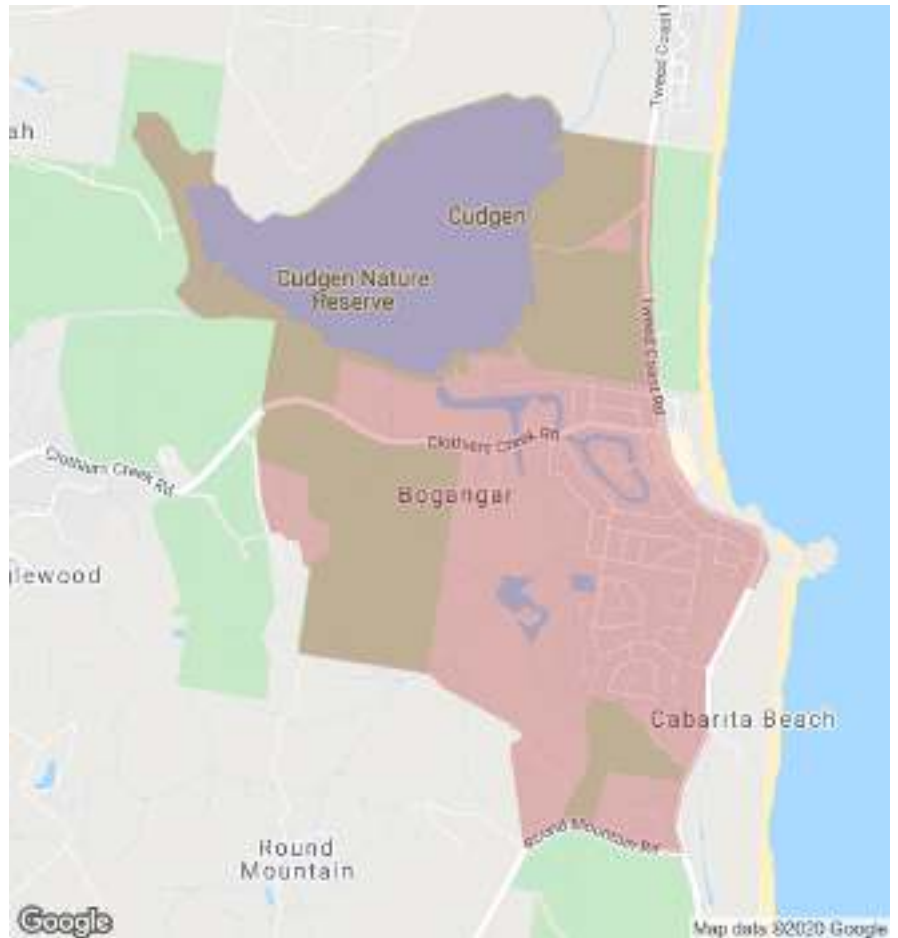
**3.1k**  
Population  
**0.9%**  
5 year population change



**13 years**  
Average length of ownership



■ Owner Occupiers □ Renters



The size of Bogangar is approximately 6.8 square kilometres. It has 4 parks covering nearly 54.8% of total area. The population of Bogangar in 2011 was 3,099 people. By 2016 the population was 3,072 showing a population decline of 0.9% in the area during that time. The predominant age group in Bogangar is 50-59 years. Households in Bogangar are primarily couples with children and are likely to be repaying \$1400 - \$1799 per month on mortgage repayments. In general, people in Bogangar work in a professional occupation. In 2011, 58.6% of the homes in Bogangar were owner-occupied compared with 64.2% in 2016. Currently the median sales price of houses in the area is \$777,500.

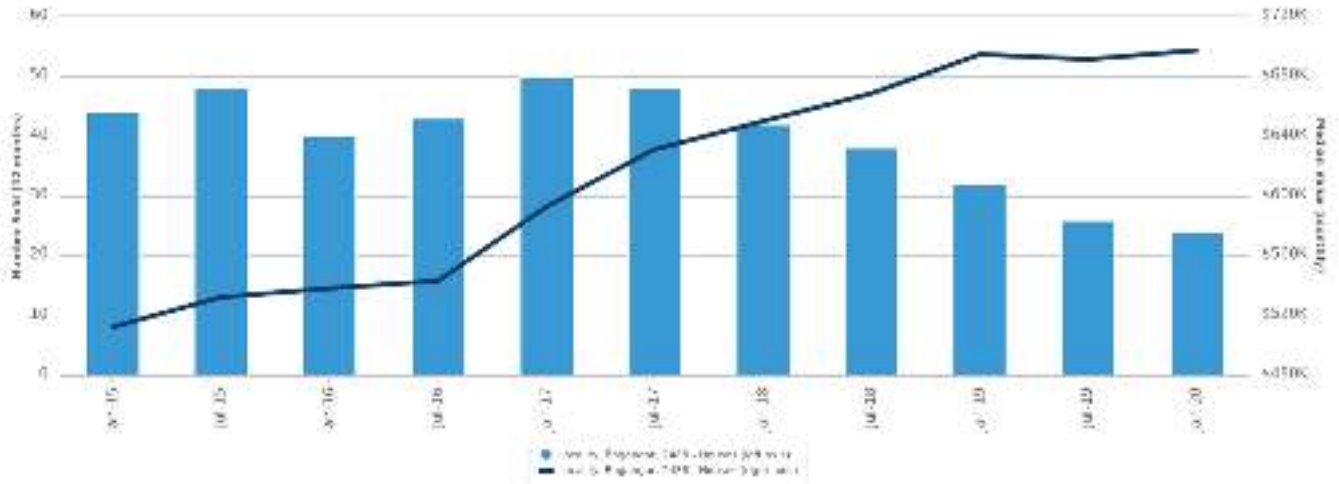
	Total dwellings	Total new listings*	Median Value	Total number currently listed
	889	26	\$734,556	5
	455	19	\$508,182	4

\*Total number of unique properties listed for sale over the past 12 months.

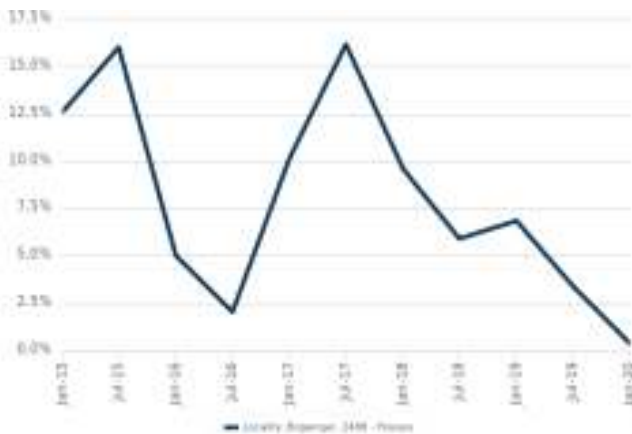


## Houses: For Sale

Number Sold vs. Median Value (monthly)



Change in Median Value



Median Days on Market vs. Median Vendor Discount



\$\$\$

Upper Quartile Price\*

\$896,250

The 75th percentile sale price of sales over the past 12 months within the suburb.

\$\$

Median Price\*

\$777,500

The middle sale price of all transactions recorded over the past 12 months within the suburb. Note that sale prices lower than \$10,000 and higher than \$80,000,000 are excluded from the analysis.

\$

Lower Quartile Price\*

\$692,500

The 25th percentile sale price of sales over the past 12 months within the suburb.

\*Statistics are calculated over a rolling 12 month period

# Houses: Market Activity Snapshot

## On The Market

0

2  
BEDROOMS

There are no 2 bedroom Houses on the market in this suburb

## Recently Sold

1



**3 Ti Tree Avenue Bogangar NSW 2488**

Sold on 05 Mar 2020  
\$930,000

4  
 2  
 658m<sup>2</sup>

4

3  
BEDROOMS



**16 Towners Avenue Bogangar NSW 2488**

Listed on 10 Apr 2020  
\$975,000

1  
 1  
 651m<sup>2</sup>



**2 Blackbean Place Bogangar NSW 2488**

Sold on 26 Mar 2020  
\$860,000\*

2  
 3  
 660m<sup>2</sup>



**11 Hastings Road Bogangar NSW 2488**

Listed on 04 Apr 2020  
[Contact Agent](#)

3  
 2  
 531m<sup>2</sup>



**15 Poplar Avenue Bogangar NSW 2488**

Sold on 28 Feb 2020  
\$785,000

2  
 1  
 613m<sup>2</sup>

0

4  
BEDROOMS

There are no 4 bedroom Houses on the market in this suburb

2



**4 Reef Water Circuit Bogangar NSW 2488**

Sold on 25 Mar 2020  
\$1,020,000\*

2  
 3  
 700m<sup>2</sup>



**22 Poinciana Avenue Bogangar NSW 2488**

Sold on 23 Oct 2019  
\$900,000

2  
 2  
 666m<sup>2</sup>



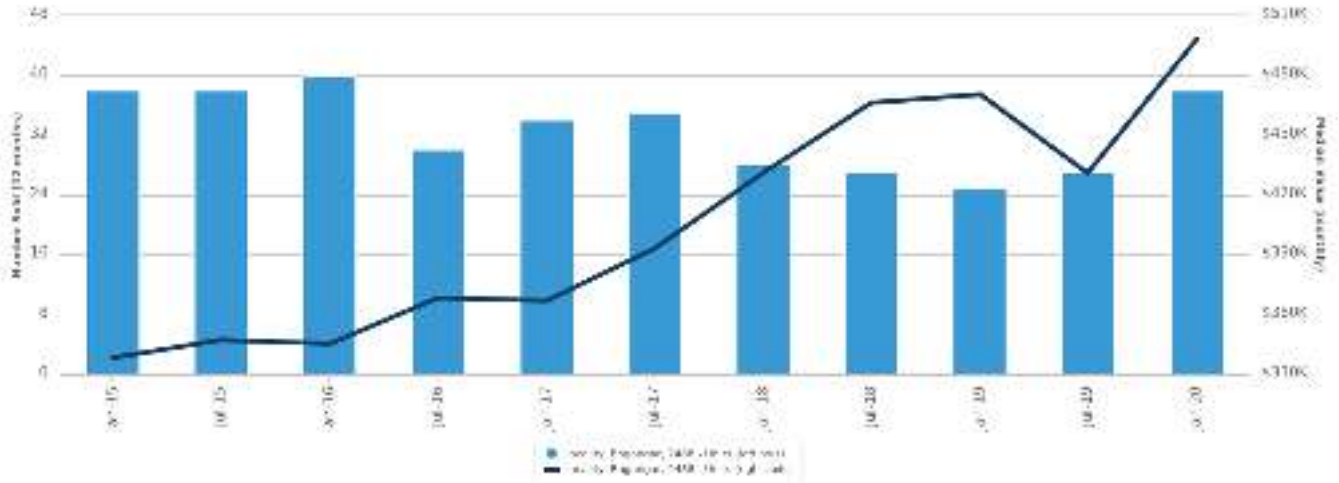
= number of houses currently On the Market or Sold within the last 6 months

\*Agent advised

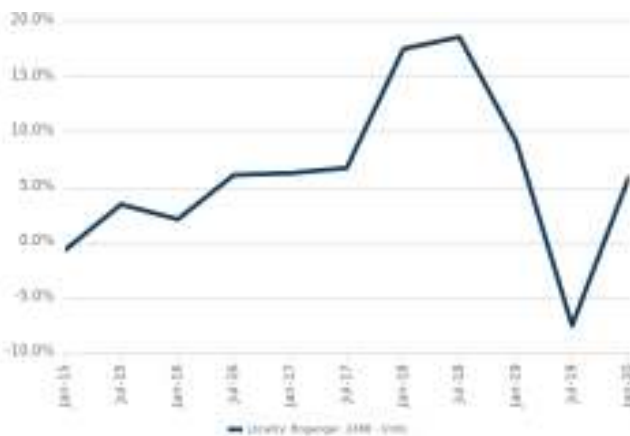


## Units: For Sale

Number Sold vs. Median Value (monthly)



Change in Median Value



Median Days on Market vs. Median Vendor Discount



\$\$\$

Upper Quartile Price\*

\$569,750

The 75th percentile sale price of sales over the past 12 months within the suburb.

\$\$

Median Price\*

\$510,000

The middle sale price of all transactions recorded over the past 12 months within the suburb. Note that sale prices lower than \$10,000 and higher than \$80,000,000 are excluded from the analysis.

\$

Lower Quartile Price\*

\$432,500

The 25th percentile sale price of sales over the past 12 months within the suburb.

\*Statistics are calculated over a rolling 12 month period

## Units: Market Activity Snapshot

### On The Market

### Recently Sold

1



**16/77 Tamarind Avenue**  
Bogangar NSW 2488

Listed on 28 Feb 2020  
\$140,000 to \$150,000

1  
BEDROOMS



1

**47/77 Tamarind Avenue**  
Bogangar NSW 2488

Sold on 24 Feb 2020  
\$220,000



2



**39 Tweed Coast Road**  
Bogangar NSW 2488

Listed on 03 Apr 2020  
[Contact agent](#)

2  
BEDROOMS



**7/29 Cassidy Crescent**  
Bogangar NSW 2488

Sold on 04 Mar 2020  
\$487,500\*



**4/132 Hastings Road**  
Bogangar NSW 2488

Listed on 13 Mar 2020  
**JUST LISTED**



**9/61-65 Tweed Coast Road**  
Bogangar NSW

Sold on 17 Jan 2020  
\$550,000



1



**6/99 Tweed Coast Road**  
Bogangar NSW 2488

Listed on 10 Apr 2020  
[Expression of Interest](#)

3  
BEDROOMS



**2/12 Silver Ash Court**  
Bogangar NSW 2488

Sold on 24 Feb 2020  
\$670,000



1



**2/6 Ti Tree Avenue**  
Bogangar NSW 2488

Sold on 24 Jan 2020  
\$625,000\*

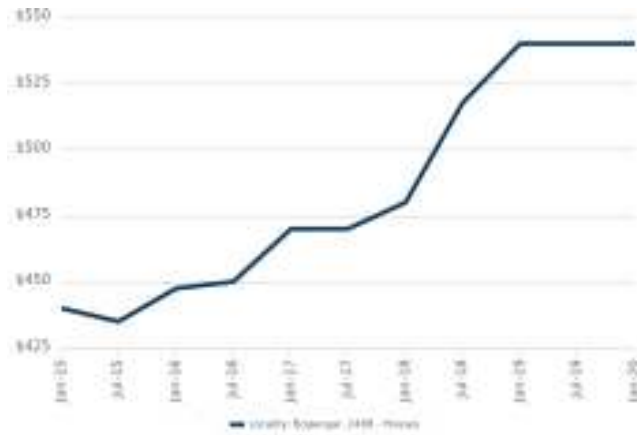


= number of units currently On the Market or Sold within the last 6 months

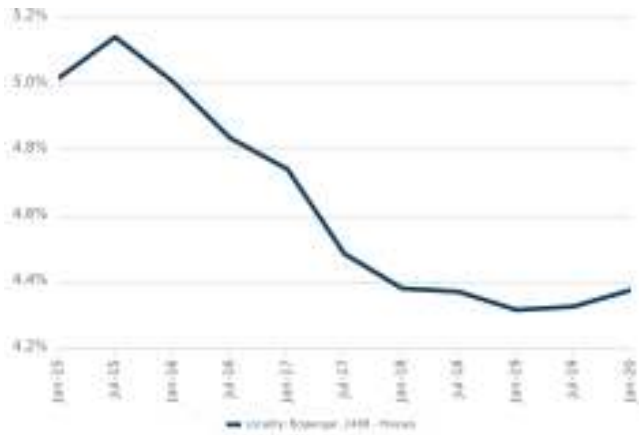
\*Agent advised

## Houses: For Rent

Median Asking Rent (12 months)



Indicative Gross Rental Yield (12 months)



## Houses: Rental Activity Snapshot

### For Rent

1

2  
BEDROOMS



**1/23 Rosewood Avenue**  
Bogangar NSW 2488

Listed on 03 Apr 2020  
\$390/W

1  
1  
643m<sup>2</sup>

3

3  
BEDROOMS



**90 Cabarita Road**  
Bogangar NSW 2488

Listed on 07 Apr 2020  
\$650/W

2  
2  
626m<sup>2</sup>



**13 Rosewood Avenue**  
Bogangar NSW 2488

Listed on 27 Mar 2020  
- /W

1  
1  
613m<sup>2</sup>

3

4  
BEDROOMS



**53 Cabarita Road**  
Bogangar NSW 2488

Listed on 08 Apr 2020  
- /W

2  
1  
644m<sup>2</sup>



**2 White Beech Court**  
Bogangar NSW 2488

Listed on 03 Apr 2020  
\$745/W

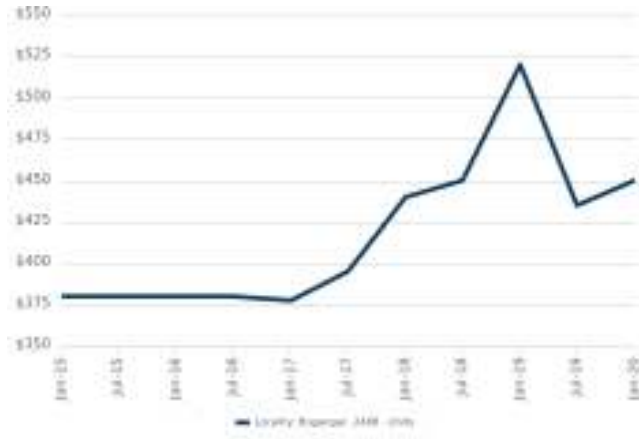
2  
2  
726m<sup>2</sup>



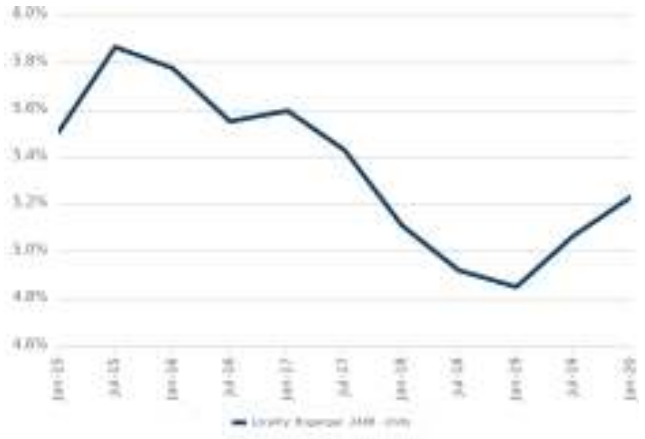
= number of houses observed as On the Market for Rent within the last month

## Units: For Rent

Median Asking Rent (12 months)



Indicative Gross Rental Yield (12 months)



## Units: Rental Activity Snapshot

### For Rent

2

1  
BEDROOMS



**8/77 Tamarind Avenue**  
Bogangar NSW 2488

Listed on 25 Mar 2020  
\$400/W



**2/16 Banksia Avenue**  
Bogangar NSW 2488

Listed on 23 Mar 2020  
\$410/W



609m<sup>2</sup>

2

2  
BEDROOMS



**61-65 Tweed Coast Road**  
Bogangar NSW 2488

Listed on 27 Mar 2020  
\$400/W



1,716m<sup>2</sup>



**4/61-65 Tweed Coast Road**  
Bogangar NSW

Listed on 27 Mar 2020  
\$400/W



1,688m<sup>2</sup>

0

3  
BEDROOMS

There are no 3 bedroom Units for rent in this suburb



= number of units observed as On the Market for Rent within the last month



## DISCLAIMER

### Copyright

This publication reproduces materials and content owned or licenced by CoreLogic and may include data, statistics, estimates, indices, photographs, maps, tools, calculators (including their outputs), commentary, reports and other information (CoreLogic Data).

### CoreLogic Standard Disclaimer

The CoreLogic Data provided in this publication is of a general nature and should not be construed as specific advice or relied upon in lieu of appropriate professional advice.

While CoreLogic uses commercially reasonable efforts to ensure the CoreLogic Data is current, CoreLogic does not warrant the accuracy, currency or completeness of the CoreLogic Data and to the full extent permitted by law excludes all loss or damage howsoever arising (including through negligence) in connection with the CoreLogic Data.

This publication contains data and statistics provided by the Australian Bureau of Statistics, available at <http://www.abs.gov.au/> and reproduced under Creative Commons Attribution 2.5 <http://creativecommons.org/licenses/by/2.5/au/legalcode>.

### Mapping Data

A map showing an area or boundaries of a property is indicative only and may not be complete or accurate.

### State and Territory Data

Contains property sales information provided under licence from the Land and Property Information ("LPI"). RP Data Pty Ltd trading as CoreLogic is authorised as a Property Sales Information provider by the LPI.

If you have any questions or concerns about the information in this report, please contact our customer care team.

Within Australia: **1300 789 449**

Outside Australia: **(+61) 7 3114 9999**

Email us: **customer care@corelogic.com.au**