

BOGANGAR
SUBURB STATISTICS



SELL + BUY + RENT

WWW.RAYREALESTATE.COM.AU

PHONE: 02 6674 3444

INFO@RAYREALESTATE.COM.AU

BOGANGAR



655km

Distance from GPO



3.1k

Population

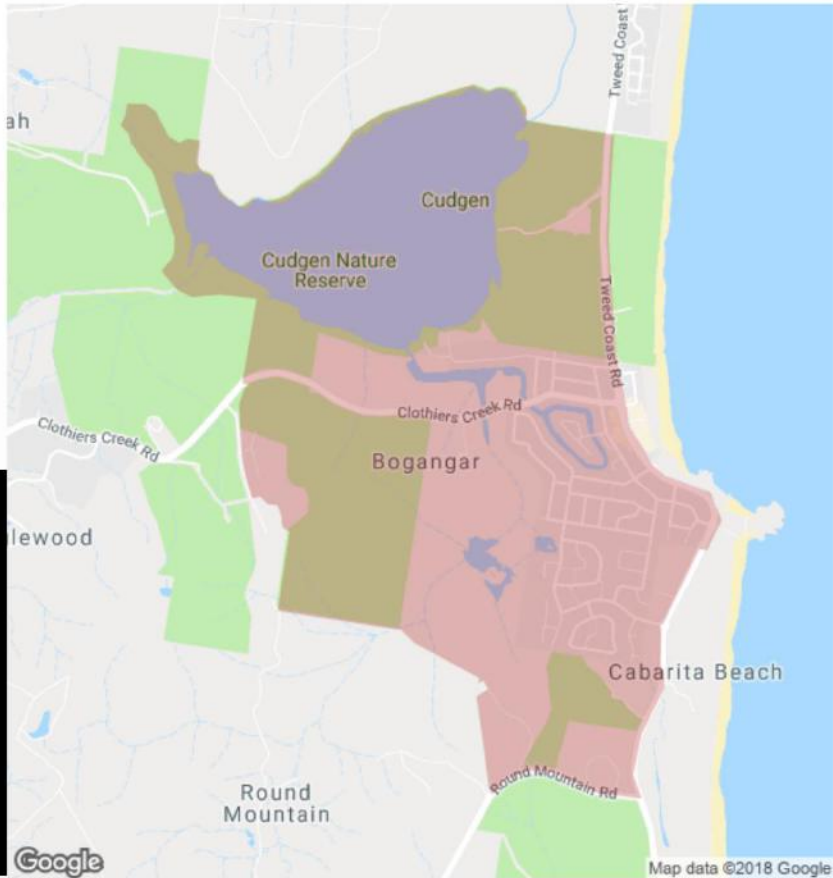
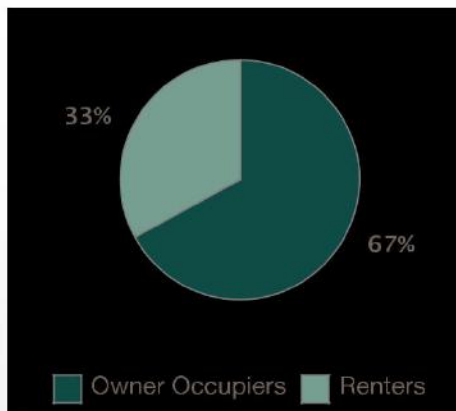
↓0.9%

5 year population change



10 years

Average length of ownership



The size of Bogangar is approximately 6.8 square kilometres. It has 4 parks covering nearly 54.8% of total area. The population of Bogangar in 2011 was 3,099 people. By 2016 the population was 3,072 showing a population decline of 0.9% in the area during that time. The predominant age group in Bogangar is 50-59 years. Households in Bogangar are primarily couples with children and are likely to be repaying \$1400 - \$1799 per month on mortgage repayments. In general, people in Bogangar work in a professional occupation. In 2011, 58.6% of the homes in Bogangar were owner-occupied compared with 64.2% in 2016. Currently the median sales price of houses in the area is \$745,000.



Total dwellings



Total new listings*



Median Value



Total number currently listed



882

46

\$696,003

14



598

19

\$481,809

8

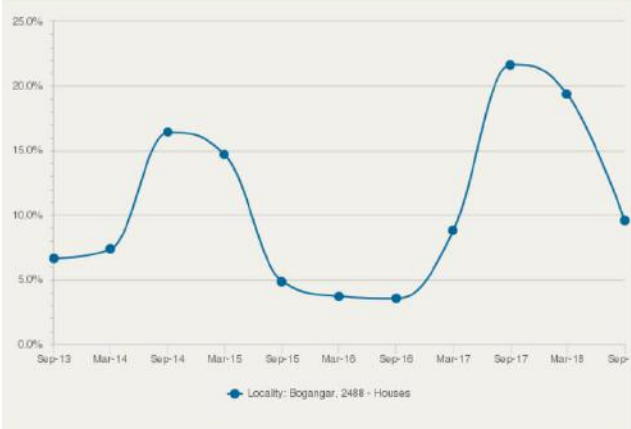
*Total number of unique properties listed for sale over the past 12 months.

HOUSES: FOR SALE

Number Sold vs. Median Sale Price



Change in Median Price



Average Days on Market vs. Average Vendor Discount



\$\$\$

Upper Quartile Price*

\$798,000

The 75th percentile sale price of sales over the past 12 months within the suburb.

\$\$

Median Price*

\$745,000

The middle sale price of all transactions recorded over the past 12 months within the suburb. Note that sale prices lower than \$10,000 and

\$

Lower Quartile Price*

\$691,500

The 25th percentile sale price of sales over the past 12 months within the suburb.

*Statistics are calculated over a rolling 12 month period

HOUSES: MARKET ACTIVITY SNAPSHOT

ON THE MARKET

3

2
BEDROOMS

RECENTLY SOLD

0

	<p>1/36 Sandalwood Drive Bogangar NSW 2488 Listed on 09 Dec 2018 price guide \$500,000 - \$530,000</p>	1 2 830m ²	<p>There are no recently sold 2 bedroom Houses in this suburb</p>
	<p>2-8 Willow Avenue Bogangar NSW 2488 Listed on 07 Dec 2018 \$2,200,000</p>	1 1 3,022m ²	

6

3
BEDROOMS

7

	<p>1/52 Hastings Road Bogangar NSW 2488 Listed on 08 Dec 2018 Price Guide \$595,000</p>	1 1 620m ²		<p>7 Mimosa Avenue Bogangar NSW 2488 Sold on 02 Oct 2018 \$545,000</p>	2 2 613m ²
	<p>39 Sandalwood Drive Bogangar NSW 2488 Listed on 08 Dec 2018 UNDER OFFER</p>	2 2 723m ²		<p>13 Grass Tree Circuit Bogangar NSW 2488 Sold on 28 Sep 2018 \$0</p>	2 2 740m ²

3

4
BEDROOMS

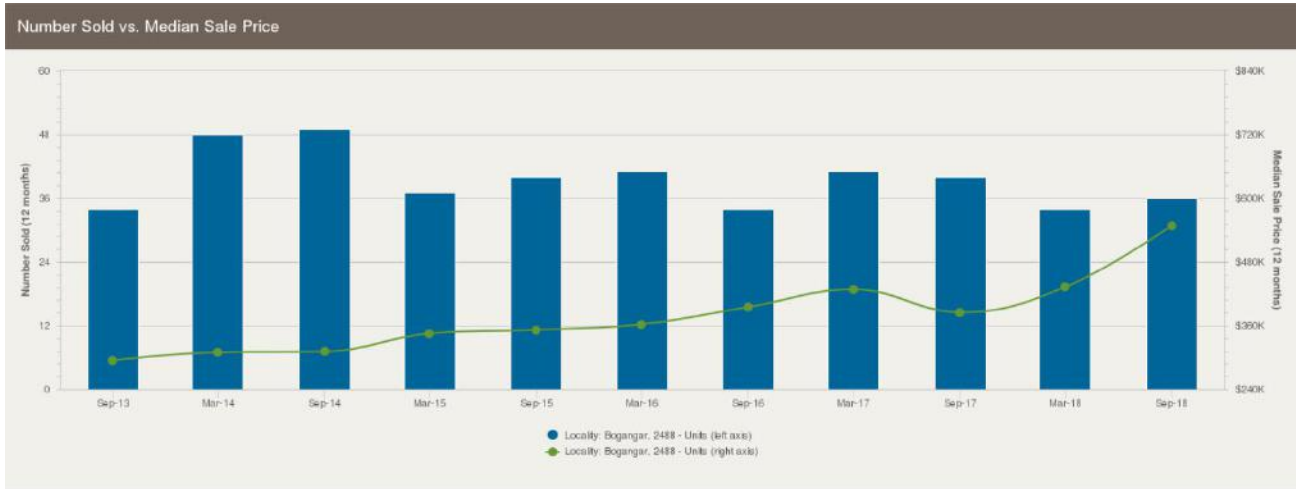
8

	<p>48 Poinciana Avenue Bogangar NSW 2488 Listed on 10 Dec 2018 \$760,000</p>	5 3 613m ²		<p>67 Grass Tree Circuit Bogangar NSW 2488 Sold on 23 Oct 2018 \$650,000</p>	2 2 601m ²
	<p>8 Tallowood Avenue Bogangar NSW 2488 Listed on 10 Dec 2018 \$840,000 - \$860,000</p>	2 2 786m ²		<p>25 Hastings Road Bogangar NSW 2488 Sold on 11 Oct 2018 \$1,010,000</p>	2 2 613m ²

= number of houses currently On the Market or Sold within the last 6 months



UNITS: FOR SALE



\$\$\$

Upper Quartile Price*

\$587,500

The 75th percentile sale price of sales over the past 12 months within the suburb.

\$\$

Median Price*

\$548,500

The middle sale price of all transactions recorded over the past 12 months within the suburb. Note that sale prices lower than \$10,000 and

\$

Lower Quartile Price*

\$404,000

The 25th percentile sale price of sales over the past 12 months within the suburb.

*Statistics are calculated over a rolling 12 month period



UNITS: MARKET ACTIVITY SNAPSHOT

ON THE MARKET

1

1
 BEDROOMS

RECENTLY SOLD

0

	<p>47 Tweed Coast Road Bogangar NSW 2488</p> <p>Listed on 26 Oct 2018 Contact Agent</p>	<p> 1 1 659m²</p>	<p>There are no recently sold 1 bedroom Units in this suburb</p>
--	---	--	--

4

2
 BEDROOMS

5

	<p>2/31-33 Tweed Coast Road Bogangar NSW 2488</p> <p>Listed on 07 Dec 2018 \$340,000</p>	<p> 1 1 1,134m²</p>		<p>2/61-65 Tweed Coast Road Bogangar NSW 2488</p> <p>Sold on 24 Oct 2018 \$393,000</p>	<p> 1 1 1,740m²</p>
	<p>3/31-33 Tweed Coast Road Bogangar NSW 2488</p> <p>Listed on 07 Dec 2018 \$365,000</p>	<p> 1 1 </p>		<p>2/19 Oleander Avenue Bogangar NSW 2488</p> <p>Sold on 18 Oct 2018 \$540,000</p>	<p> 1 1 631m²</p>

1

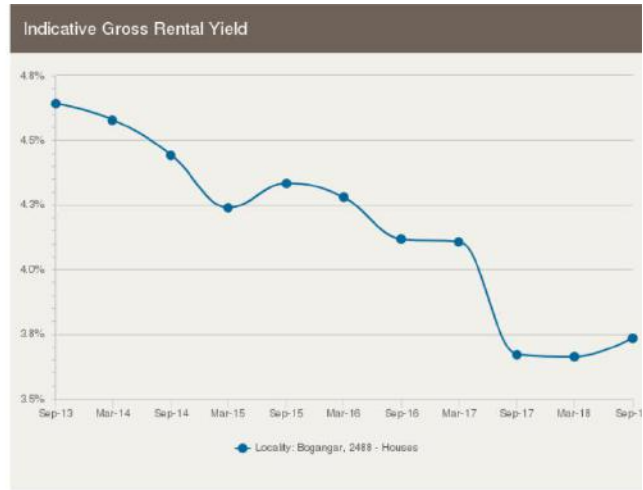
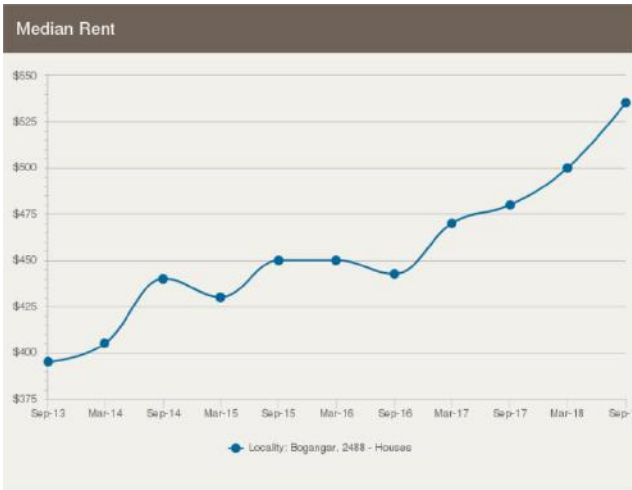
3
 BEDROOMS

5

	<p>1/48 Hastings Road Bogangar NSW 2488</p> <p>Listed on 10 Dec 2018 UNDER OFFER</p>	<p> 1 1 621m²</p>		<p>2/1 Red Ash Place Bogangar NSW 2488</p> <p>Sold on 02 Oct 2018 \$565,000</p>	<p> 1 2 1,198m²</p>
		<p>2/1 White Beech Court Bogangar NSW 2488</p> <p>Sold on 21 Sep 2018 \$599,000</p>	<p> 1 2 897m²</p>		

= number of units currently On the Market or Sold within the last 6 months

HOUSES: FOR RENT



HOUSES: RENTAL ACTIVITY SNAPSHOT

FOR RENT

1

2
BEDROOMS



55 Ti Tree Avenue Bogangar NSW 2488

Listed on 22 Nov 2018
- /W

2

2

948m²

6

3
BEDROOMS



104 Cabarita Road Bogangar NSW 2488

Listed on 10 Dec 2018
\$600/W

1

1

660m²



52 Poinciana Avenue Bogangar NSW 2488

Listed on 10 Dec 2018
\$515/W

2

1

613m²

5

4
BEDROOMS



7 Grevillea Road Bogangar NSW 2488

Listed on 10 Dec 2018
\$800/W

2

2

613m²



3 Cooley Street Bogangar NSW 2488

Listed on 07 Dec 2018
\$820/W

2

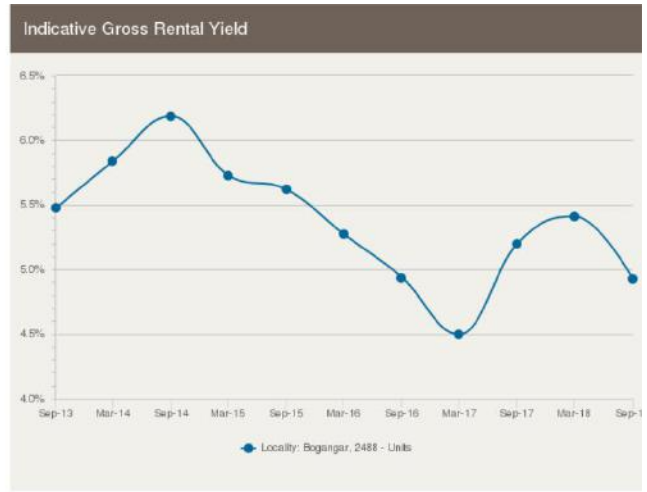
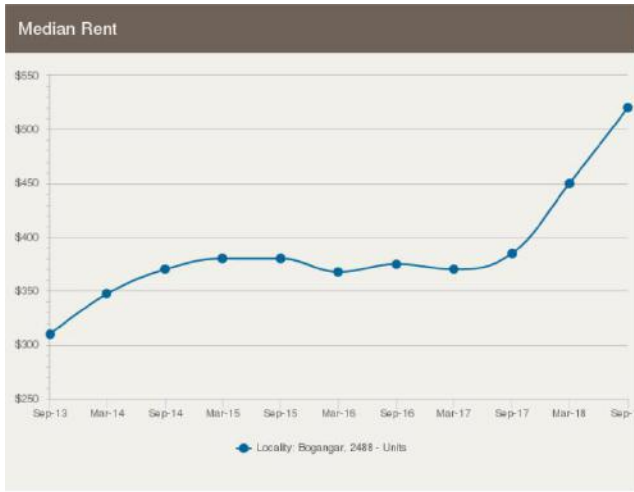
3

632m²

= number of houses observed as On the Market for Rent within the last month



UNITS: FOR RENT



UNITS: RENTAL ACTIVITY SNAPSHOT

FOR RENT

 0  1
 BEDROOMS

There are no 1 bedroom Units for rent in this suburb

 0  2
 BEDROOMS

There are no 2 bedroom Units for rent in this suburb

 0  3
 BEDROOMS

There are no 3 bedroom Units for rent in this suburb

 = number of units observed as On the Market for Rent within the last month